

Optical Connector Cleaner NEOCLEAN-EZ1 Plus User's Manual

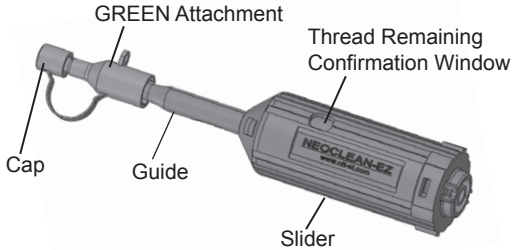
Thank you for choosing the "NEOCLEAN-EZ1 Plus" optical connector cleaner. This product is a "pen-shaped" optical connector cleaner that enables you to clean optical connector ferrule end face with a simple, one-push action. Please read this manual carefully to ensure proper use of this equipment.



Caution!

- This product is intended for use as a cleaner for optical connector ferrule end face. Do not use for any other purposes.
- Do not use this product for cleaning lens type optical ports (such as transceivers, reception ports for optical measurement equipment, etc.).
- Do NOT disassemble this product.
- Do NOT touch the cleaning thread.
- Please consign this product to a properly licensed waste management operator.

1. Names and Descriptions of Parts



- **Thread Remaining Confirmation Method**
When the thread has run out, a blue colored tape appears in the Thread Remaining Confirmation Window.
One cleaner can be used for approximately 400 times.
- **Storage**
Avoid storing in locations with high temperature and humidity.

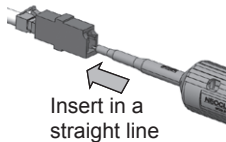
2. Compatible Connectors

| Product Name (Model No.) | Connector | Attachment Color |
|---------------------------------|-------------|------------------|
| NEOCLEAN-EZ1 Plus [ATC-NE-EZ1P] | MU, LC, ODC | GREEN |

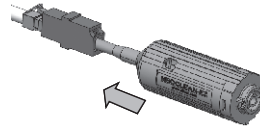
3. Method of Use

● Cleaning Optical Connector Ferrule End Face Inside an Adaptor

① Remove the attachment and insert the guide straight into the adaptor.

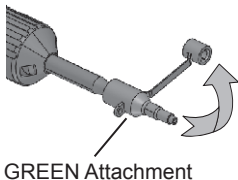


② Push in the slider. The cleaning is completed when the push action stops.

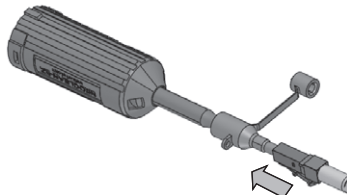


● Cleaning an Optical Connector Plug

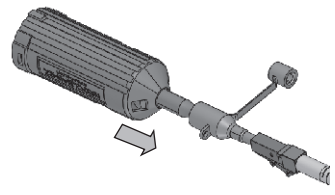
① Remove the cap.



② Insert the plug into the hole of the tip on the front end.



③ Push in the slider. The cleaning is completed when the push action stops.



* NEOCLEAN is a trademark of NTT Advanced Technology Corporation.

● Inquiries:

NTT Advanced Technology Corporation

http://www.ntt-at.com/product/optical_cleaner/

